EPML00739113 - B8 Dust Monitoring Data DDG (Mount Stuart Dust Monitoring) (SR026)
Parameters

Report Title	EPML00739113 - B8 Dust Monitoring Data DDG (Mount Stuart Dust Monitoring)
Date/Time To	08/11/2026 23:59:59
Date/Time From	01/11/2025 00:00:00
List of Custom Reports	145

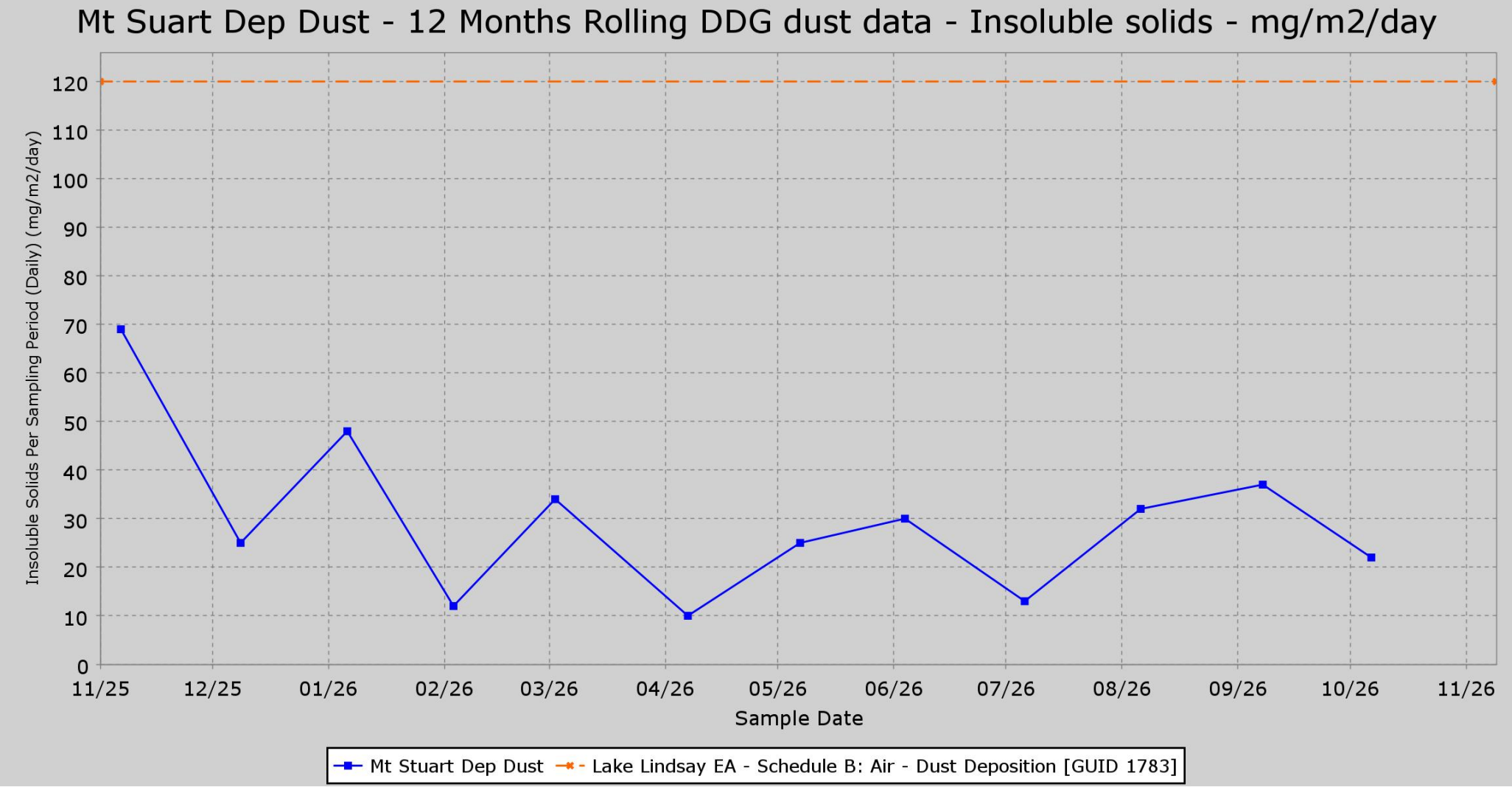
Mt Suart Dep Dust - 12 Months Rolling DDG dust data - Insoluble solids - mg/m2/day
Insoluble Solids Per Sampling Period (Daily) (mg/m2/day)
120
110
100
90
80
70
60
50
40
30
20
10
0
11/25
12/25
01/26
02/26
03/26
04/26
05/26
06/26
07/26
08/26
09/26
10/26
11/26
Sample Date
Mt Stuart Dep Dust
Lake Lindsay EA - Schedule B: Air - Dust Deposition [GUID 1783]

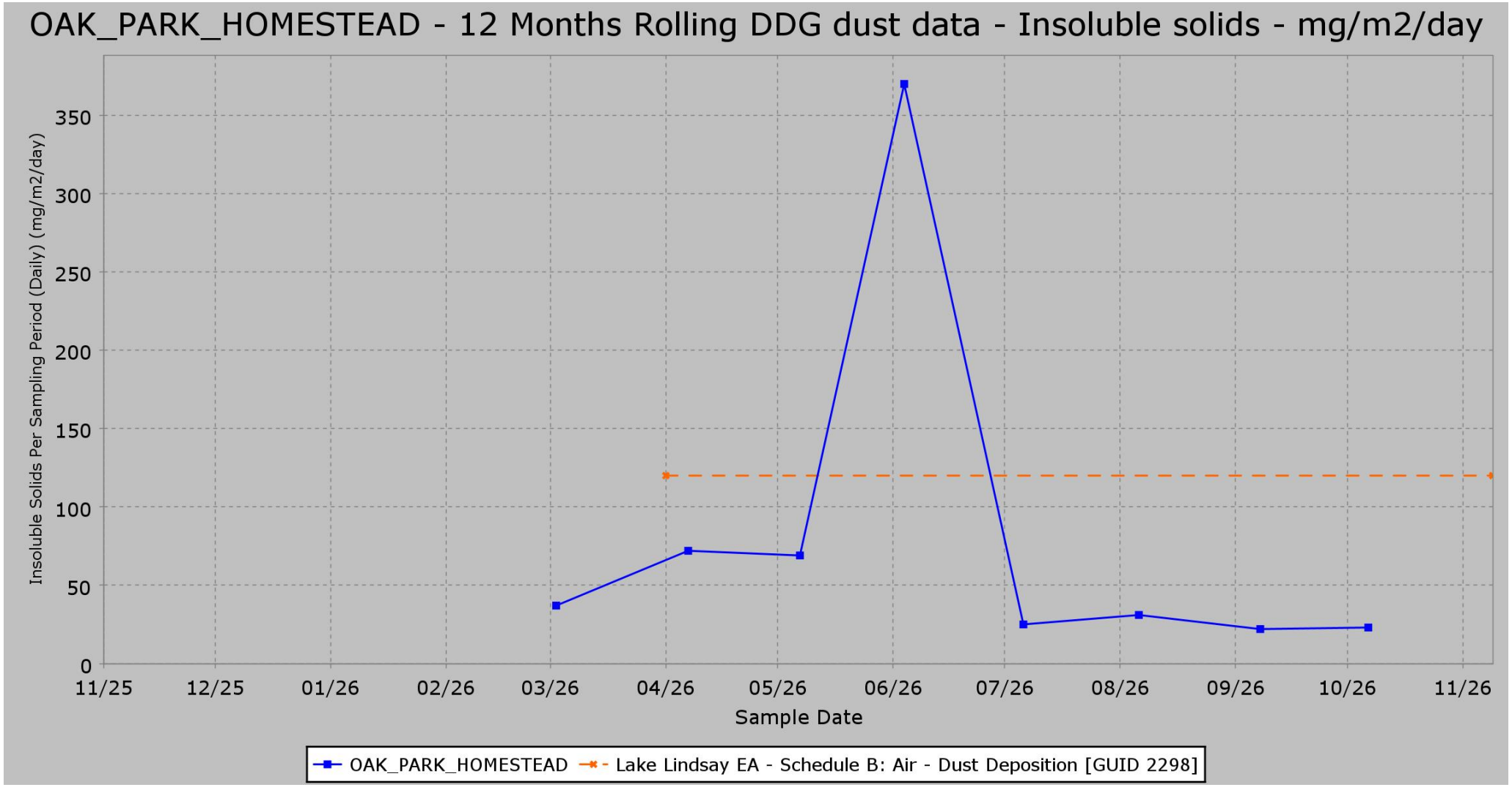
OAK_PARK_HOMESTEAD - 12 Months Rolling DDG dust data - Insoluble solids - mg/m2/day
Insoluble Solids Per Sampling Period (Daily) (mg/m2/day)
350
300
250
200
150
100
50
0
11/25
12/25
01/26
02/26
03/26
04/26
05/26
06/26
07/26
08/26
09/26
10/26
11/26
Sample Date
OAK_PARK_HOMESTEAD
Lake Lindsay EA - Schedule B: Air - Dust Deposition [GUID 2298]

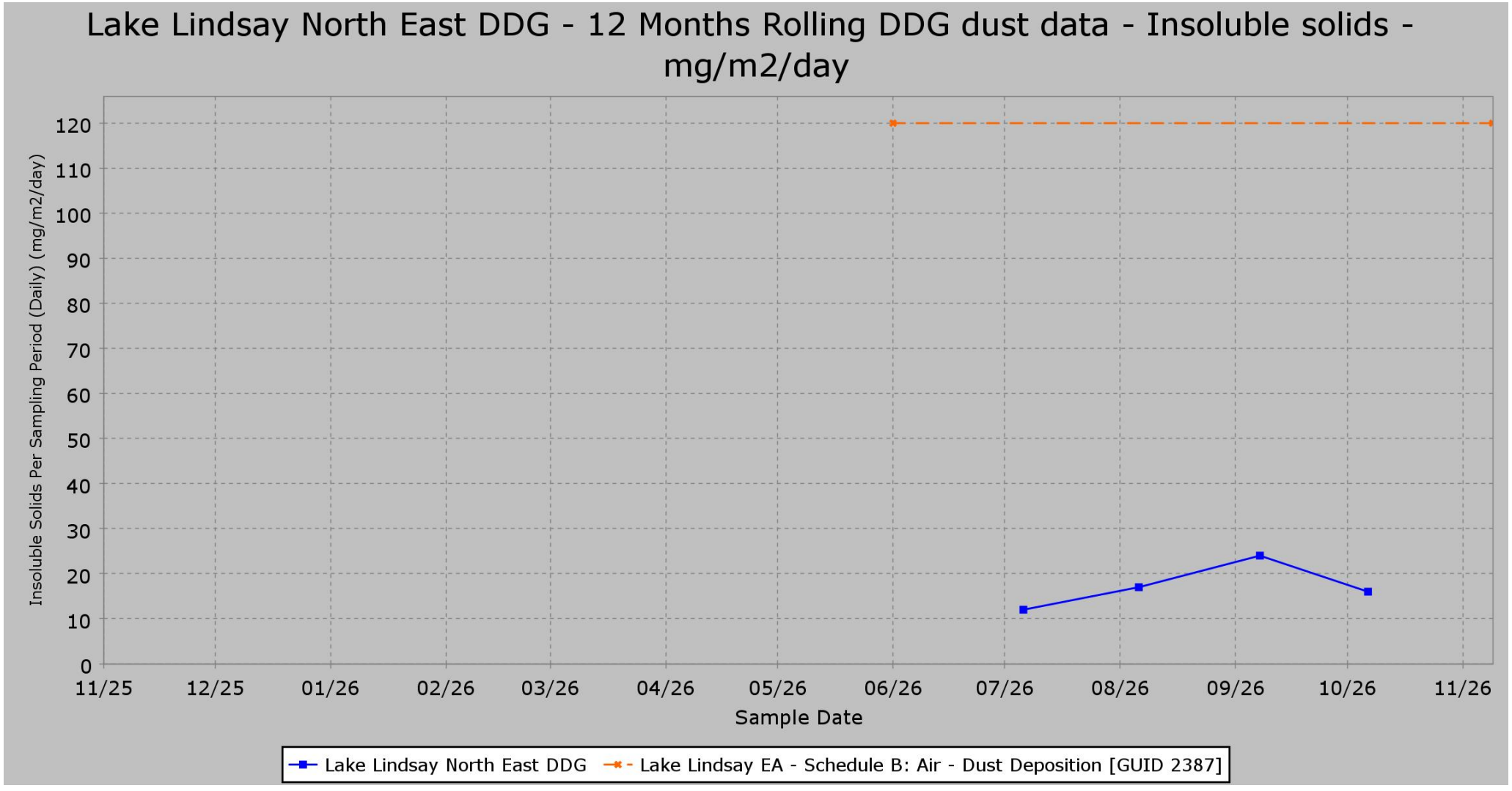
Lake Lindsay North East DDG - 12 Months Rolling DDG dust data - Insoluble solids - mg/m2/day
Insoluble Solids Per Sampling Period (Daily) (mg/m2/day)
120
110
100
90
80
70
60
50
40
30
20
10
0
11/25
12/25
01/26
02/26
03/26
04/26
05/26
06/26
07/26
08/26
09/26
10/26
11/26
Sample Date
Lake Lindsay North East DDG
Lake Lindsay EA - Schedule B: Air - Dust Deposition [GUID 2387]

No Sample Comments

Sample Point	Mt Stuart Dep Dust	Lake Lindsay North East DDG	OAK_PARK_HOMESTEAD
Test Method	No Sample (text) - Last Reading	No Sample (text) - Last Reading	No Sample (text) - Last Reading
NOV-25			
DEC-25			
JAN-26			
FEB-26			
MAR-26			
APR-26			
MAY-26			
JUN-26			
JUL-26			
AUG-26			
SEP-26			
OCT-26			
NOV-26			

EPML00739113 - B8 Dust Monitoring Data PM10 (Mount Stuart Dust Monitoring) (SR026)
Parameters

Report Title	EPML00739113 - B8 Dust Monitoring Data PM10 (Mount Stuart Dust Monitoring)
Date/Time From	31/08/2026 23:59:59
List of Custom Reports	146
Date/Time To	08/11/2026 23:59:59

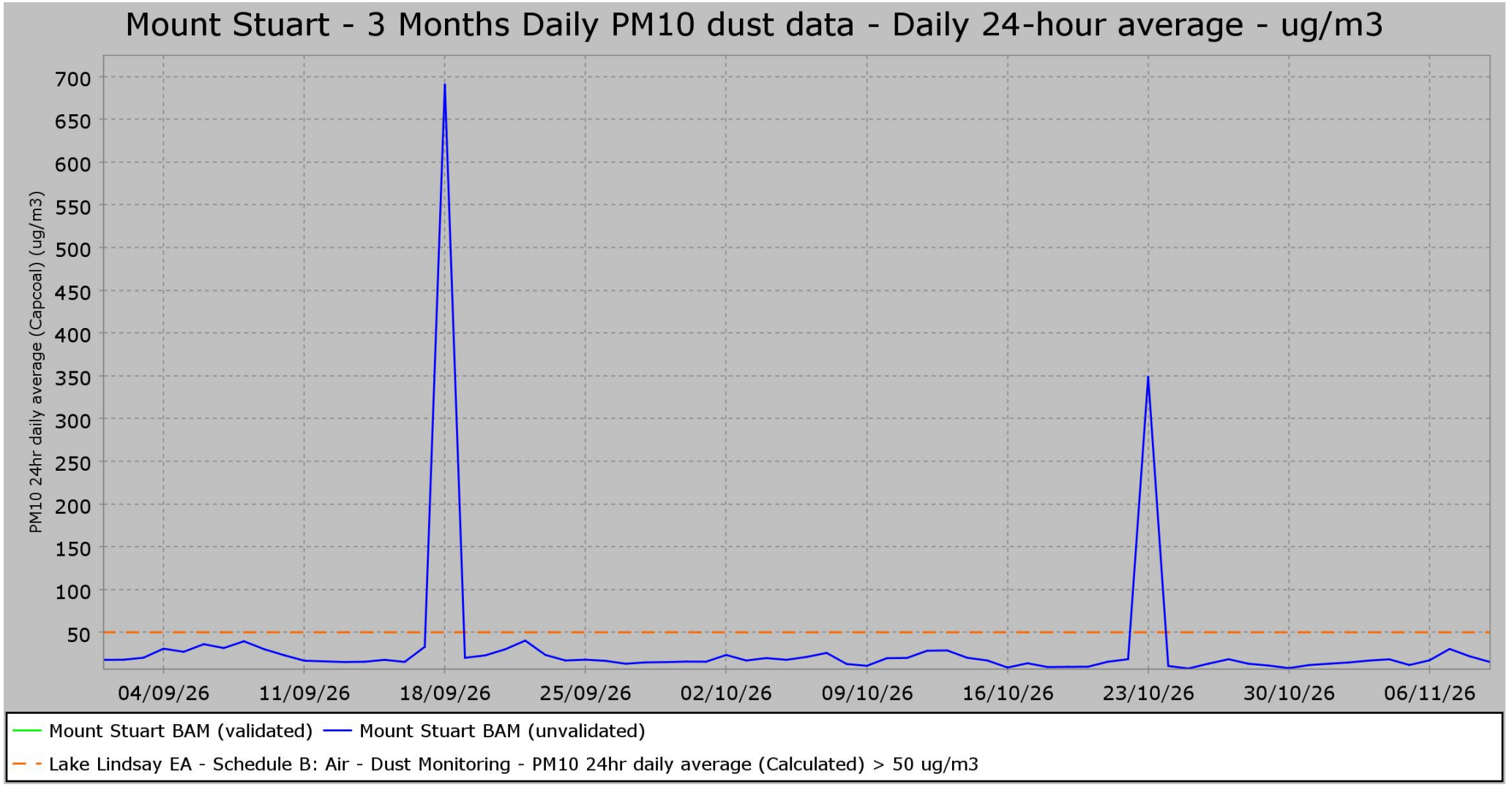
Mount Stuart - 3 Months Daily PM10 dust data - Daily 24-hour average - ug/m3
PM10 24hr daily average (Capcoal) (ug/m3)
700
650
600
550
500
450
400
350
300
250
200
150
100
50
04/09/26
11/09/26
18/09/26
25/09/26
02/10/26
09/10/26
16/10/26
23/10/26
30/10/26
06/11/26
Mount Stuart BAM (validated)
Mount Stuart BAM (unvalidated)
Lake Lindsay EA - Schedule B: Air - Dust Monitoring - PM10 24hr daily average (Calculated) > 50 ug/m3

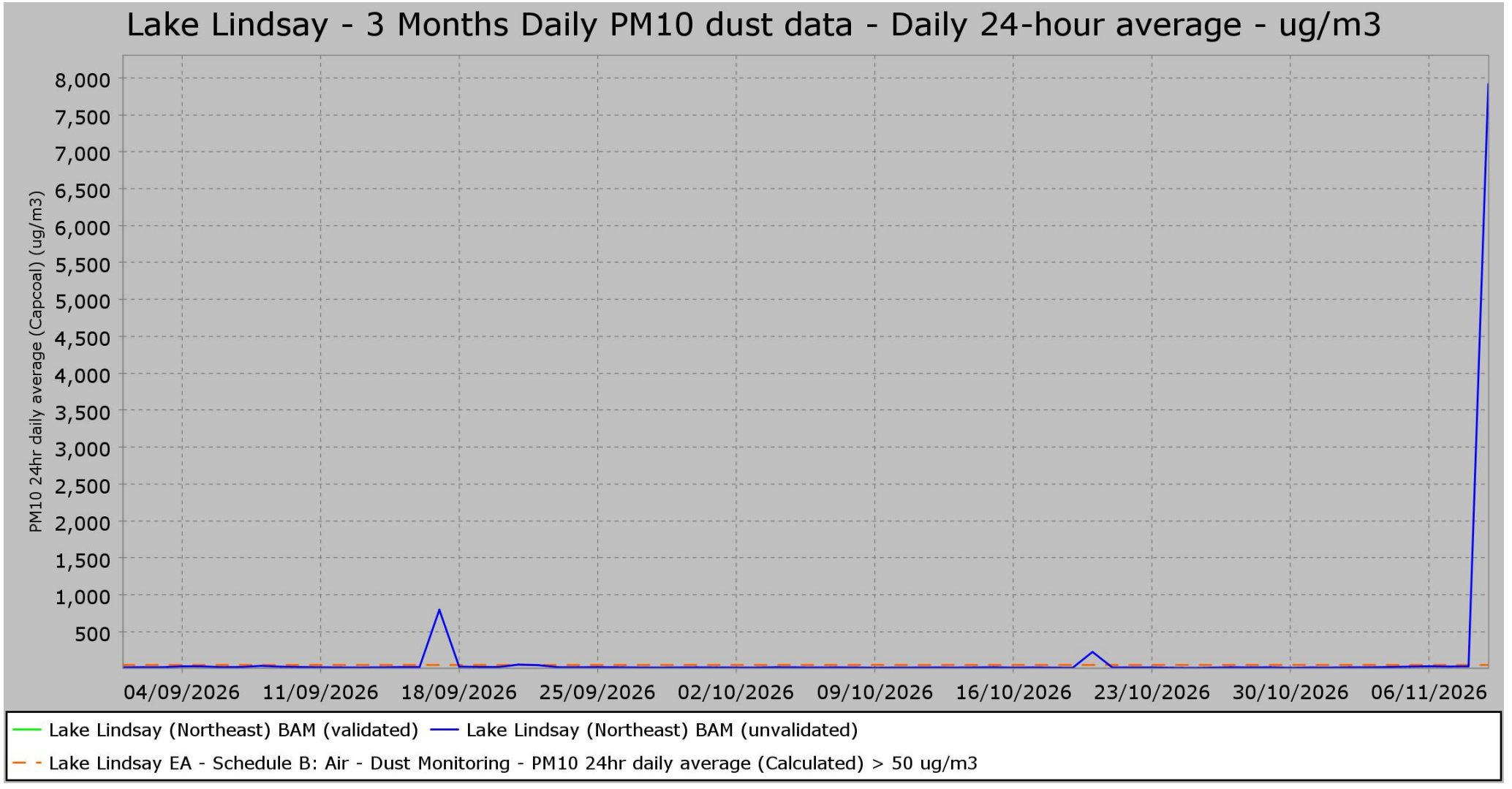
Lake Lindsay - 3 Months Daily PM10 dust data - Daily 24-hour average - ug/m3
PM10 24hr daily average (Capcoal) (ug/m3)
8,000
7,500
7,000
6,500
6,000
5,500
5,000
4,500
4,000
3,500
3,000
2,500
2,000
1,500
1,000
500
04/09/2026
11/09/2026
18/09/2026
25/09/2026
02/10/2026
09/10/2026
16/10/2026
23/10/2026
30/10/2026
06/11/2026
Lake Lindsay (Northeast) BAM (validated)
Lake Lindsay (Northeast) BAM (unvalidated)
Lake Lindsay EA - Schedule B: Air - Dust Monitoring - PM10 24hr daily average (Calculated) > 50 ug/m3